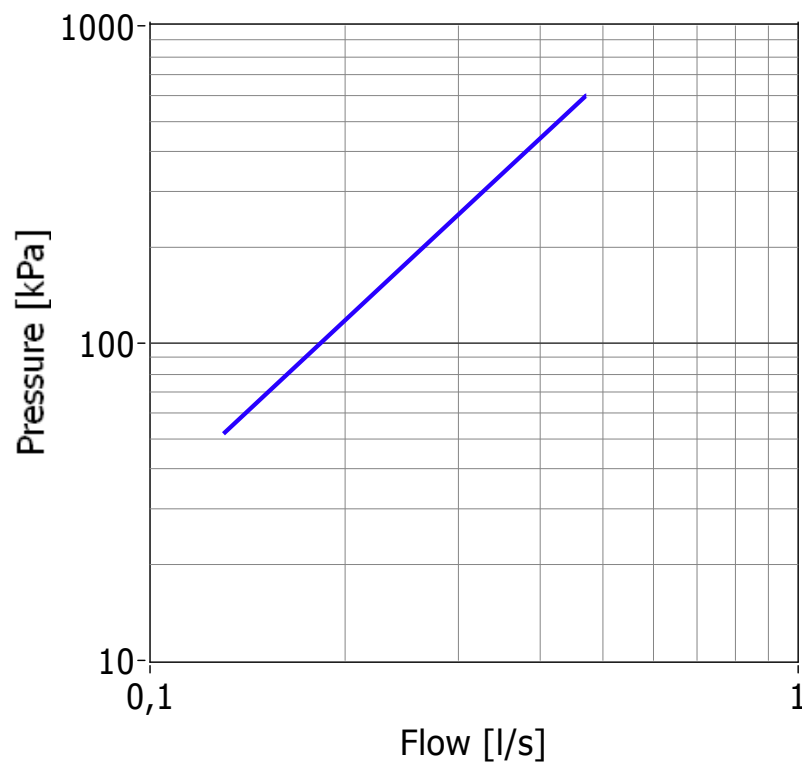



Termostatblandare, Karutlopp

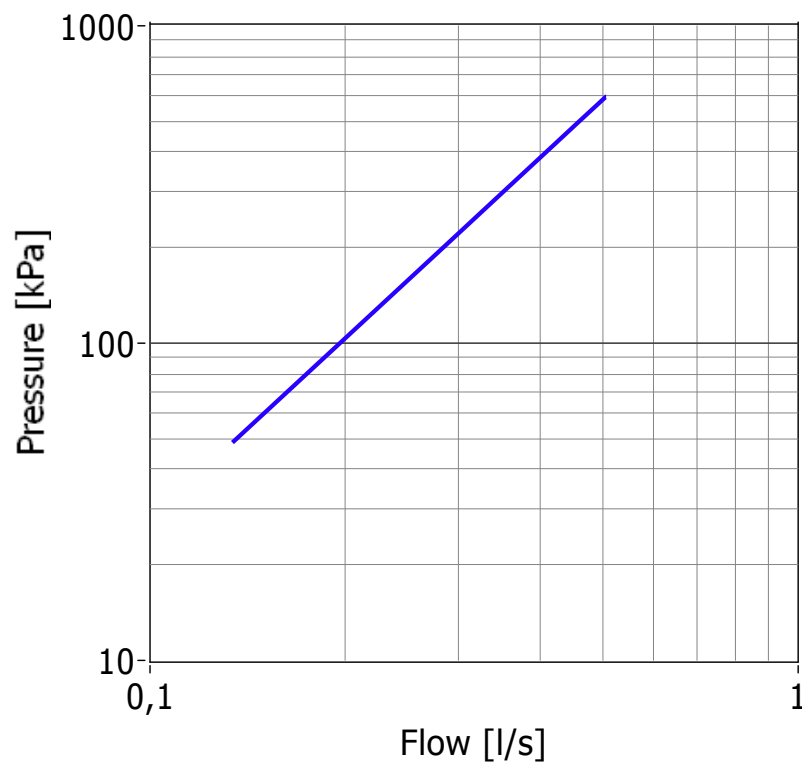
Pressure drop graph


 Table

WP [kPa]	Pressure [kPa]	Flow [l/s]	Flow [l/m]
50	52	0,130	7,8
100	97	0,181	10,8
200	202	0,265	15,9
300	302	0,333	20,0
400	400	0,380	22,8
500	497	0,426	25,5
600	603	0,471	28,3

Termostatblandare, Duschtlopp fritt
 

Pressure drop graph


 Table

WP [kPa]	Pressure [kPa]	Flow [l/s]	Flow [l/m]
50	49	0,134	8,0
100	102	0,199	11,9
200	198	0,282	16,9
300	297	0,349	21,0
400	399	0,408	24,5
500	500	0,460	27,6
600	598	0,505	30,3