



INXX II sharp, high basin mixer

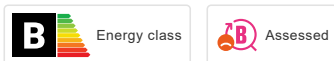
INXX II basin mixers are available in three different heights, including high which is suitable for countertop basins. With its durable matt grey finish and straight lines, long spout and slanted nozzle, the INXX II sharp basin mixer is attractive to look at and practical to use. The mixer has been tested and approved according to current building regulations and is energy-efficient, which means it reduces water and energy use without compromising on comfort. A push down-waste in a matching colour is available as an accessory.


About the collection

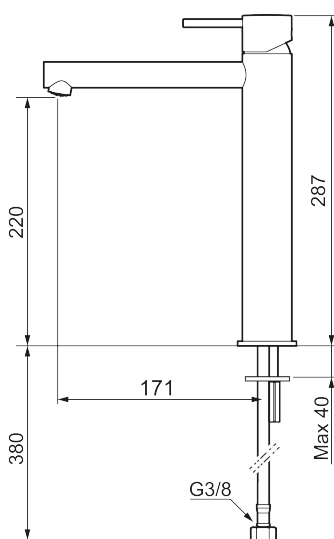
INXX II is an elegant, timeless collection in a palette of carefully selected colours. Offering a combination of high quality, sober design and outstanding comfort, this is the ultimate collection.

Article number: 273023.44CA **RSK:** 8278286 **Flow 3 bar:** 4.5 l/m
Description: Matte grey

Unique characteristics



Backflow protection unit type 



- Ceramic cartridge
- Adjustable flow control and temperature limiter
- Soft PEX® hoses with 3/8" connecting nut (stainless steel braided)
- Hole diameter Ø34-37 mm